



Family and Children's Portrait Guide

CAPTURE MOMENTS THAT WILL LAST FOREVER



About Me



I started photographing weddings as a second shooter at the start of 2018. Over 2 years I learnt so much about photography and interacting with people as a professional.

During 2021 I focused on work, study and family but got my camera back out when netball and football started. This led to the camera coming on adventures with the family, and then to the business you see here today!

CONTACT ME

email: shynaekatephotography@gmail.com

website: shynaekatephotography.com.au

facebook: www.facebook.com/shynaekatephotography

instagram: www.instagram.com/shynaekatephotography

Before the Session

- Book your Session
- Pay your session fee
- Decide on a location
- Fill out the client questionnaire
- Pick an outfit



Honest Moments. Real Smiles

Don't worry, this is going to be easy.



Taking photos can be intimidating. Even THINKING about everything involved might be enough to stress you out.

I totally get it! Getting photos of your children can be tricky, but my goal is to make the experience easy, stress free and (dare I say it?) even a little fun for everybody involved.

Over time I've had the chance to develop a process that takes the focus off the traditional "sit still and smile" approach to family photos, and instead gets your little ones moving and interacting.

Instead of a tedious and painful studio session, your children can be the beautiful little characters they are, and you get to walk away with photos that are 100% real and genuine.

My promise is that you'll have beautiful family photos, without all the stress. Sounds good?

Without further ado, let's dive into some tips and into to prepare for your session.

email: shynaekatephotography@gmail.com
website: shynaekatephotography.com.au

What to Expect

Let's hang out, take some photos and enjoy the process.



First off, if you've never had photos taken before – it's going to be waaaay easier and more fun than you probably expect!

A typical session will start off by spending a few minutes together just hanging out. This gives your children a chance to get used to me and let off a little energy in the process.

Once we're ready to take a few photos, rather than traditional poses, we'll start off with a few activities and fun little games. This keeps your children engaged and focused and helps bring out those natural smiles, laughs and connection.

I've got a handful of favourite activities that will give you guys something to do and get the interaction started.

Every family and every child is unique, so your session is really totally up to you. Ahead of time I'll get you to share a little bit about each child so that we can choose activities that fit them best.

Once your children have had a chance to let out this energy, grabbing a few formal photos is far simpler and easier.

And that's essentially all there is to it!





email: shynaekatephotography@gmail.com
website: shynaekatephotography.com.au

Session Fee

This includes my time and talent prior, during and after your session.
Including:

- Session consultation via email or phone
- Session preparation & planning
- 1-2 hour photography session (depends on session type)
- Culling, editing and preparation of your gallery
- Creating and finalising your images for your album, prints or artwork

Please note

- The session fee does not include any products or digital files.
- Limited to 5 people (additional members cost \$50 each)
- Weekend fee \$100
- Travel fee from \$100 (outside Wodonga)



Packages

Packages are in addition to the session fee, keep reading below for all the package options. Session fee is separate to the packages to provide families peace of mind that you are not locked into any package. The minimum amount required at your session is the minimum package. Once you see your images, you can then select and upgrade to any package.

BASIC

Includes:

- 10 High-Resolution Digital Image Files
- \$50 credit to put towards any wall art

STANDARD

Includes:

- 20 High-Resolution Digital Image Files
- \$100 credit to put towards any wall art
- 6x9" Album (20 pages) in box
- OR
- 8x10" Timber Art Mount Box with 10 Art Mounts



PREMIUM

Includes:

- All High-Resolution Digital Image Files
- \$200 credit to put towards any wall art
- Slideshow of images
- 10x10" Album (20 pages)
- OR
- 11x14" Timber Art Mount Box with 10 Art Mounts



email: shynaekatephotography@gmail.com

website: shynaekatephotography.com.au

What to Wear



The outfits you choose for your session are one of the most important factors in your photos. Not only do they play a huge role in the visual aspect of the photos, but whether your child feels comfortable has a huge effect on their mood and energy.

Below I have some suggestions for outfits, but the single most important tip I can give is ALWAYS place comfort at the top of your priority list. A comfortable child is a happy child.

1) CHOOSE CLOTHING THAT YOUR CHILD LIKES TO WEAR.

If you have a specific outfit or look in mind, get them wearing that outfit 3-4 weeks ahead of time so that they can get used to it. Please don't put them into their outfit for the first time before our session.

2) COORDINATE, BUT DON'T OVER-MATCH

Earth tones, pastels or neutrals will have the best results on camera and give your photos a cohesive look without being "too matchy".

3) LAYERS FOR MOVEMENT & ACCESSORIES FOR INTEREST

A shawl, dress or loose jacket will accentuate movement in photos. Necklaces, hats, scarves, bracelets etc. add an extra little touch to an outfit and translate well in photos.



What to Bring

You may be wondering if it's alright to bring along props or different items. My answer to this is always yes!

There are a few items I find are always great to bring along for your session:

1) FAVOURITE SNACKS, TREATS, JUICE BOXES ETC.

Anything you can bring to help make sure your little kiddo is happy is a definite YES. Bringing along little treats as a reward is a great way to encourage positive behaviour and make the experience fun for your child.

2) MEANINGFUL ITEMS/ MEMORIES

Part of the reason behind family photos is to capture this unique time in your child's life. If there are certain toys or items that you want to document feel free to bring them along.

3) AN EXTRA JACKET / PAIR OF SHOES / OUTFIT CHANGE

A backup is always better to have and not need than need and not have.



email: shynaekatephotography@gmail.com

website: shynaekatephotography.com.au

Let's Talk Details

WHAT TIME SHOULD WE CHOOSE?

Lighting is the number one most important element in creating breathtaking photos! The best light is about an hour before sunset, so ideally, we'll meet in the evening.

WHERE WILL WE GO?

The location really comes down to what you want in your photos. Send me a few example shots of photos you love, and I can provide some suggestions in our area.

CAN WE BRING OUR DOG/CAT/PET TURTLE?

Absolutely! If you want to bring along a pet, I always suggest you have a friend come along and hold them during the shoot so that we can take some distraction free photos as well.

WHAT IF IT RAINS?

If it is falling rain, and you don't want to get wet, or it is bucketing down give me a call. If you want to get the gumboots and umbrellas out, let get wet and have some fun in the rain! You never know when it will stop, and we could get lucky and get breaks in the rain.





email: shynaekatephotography@gmail.com
website: shynaekatephotography.com.au

Family Session Checklist

- ☐ Set Date, Time and Location
- ☐ Review Guide for Style Tips
- ☐ Choose Your Outfits
- ☐ Pack a Bag With:
 - ☐ Flats for walking between photo spots
 - ☐ Separate outfits if you are doing two
 - ☐ Touch up makeup
 - ☐ Snacks for the children that won't stain
 - ☐ Bring your children's favourite toy
 - ☐ The family pet (if we have discussed)



After the Session

About 4 weeks after your session your gallery will be ready and we will come to your house and view your gallery together so we can help you design your heirlooms. I will have samples for you to have a look and feel.

We believe in printing your images, but we understand that you may want to share the cuteness with family and friends on social media, so we have included digital images in our packages. We believe that your images deserve to be printed and enjoyed for years to come! Contact us to discuss what is right for you.

WHAT TO DO NEXT

- ☐ Confirm what rooms you would like to display your images in
- ☐ Take photos of the walls and surrounding areas
- ☐ Choose what products and collections suit you best
- ☐ Choose which payment system works best for you



email: shynaekatephotography@gmail.com
website: shynaekatephotography.com.au

Wall Art

There is little value in your portrait investment unless you have something tangible to enjoy. A printed piece that lives permanently in your home will be cherished for generations to come. What better way to display your favourite photos from your session, than on your walls to view and enjoy every day.

We will help you design the perfect image and size for the wall you wish to display it – all we need is a photo of your walls, and we can show exactly what your photos will look like before you buy.

We offer both wall art collections and one-off standalone pieces to display your favourite images.



Wall Art Finishes

Whether you prefer the more traditional look of a framed print, the clean lines of a canvas, sleek glossy modern look of a metal or acrylic print or the rustic feel of a wood print – the choice is yours.

FRAMES

Traditional picture framing uses high quality acid-free materials combined with archival printing to ensure a long-lasting product. Frames are available in a variety of colours and there are a few additional options to suit your preference, from torn edge to floating prints or a deep mould frame. Available in any size from a 5x7" print to 40x60" print.

STANDARD WHITE FRAME



NO MATT OAK FRAME




FRAMING COLOUR AND SIZE OPTIONS



20mm Deep Frame
- Black
- White
- Chocolate
- Oak



30mm Frame
- Black
- White
- Chocolate
- Oak



40mm Frame
- Black
- White
- Chocolate
- Oak
- Whitewash

email: shynaekatephotography@gmail.com
website: shynaekatephotography.com.au

CIRCLE FRAMES

For a unique finish the torn edge circle prints in a 20mm or 40mm frames. These hand torn prints float within a 2" mat of your colour choice and are available in the following print sizes; 15", 20" or 30" circle.

TORN EDGE DEEP OAK FRAME



STORYBOARD FRAMES


Choose multiple images from your gallery in one frame. Square frames can contain 4 or 9 images and panoramic anywhere from 3-7 images.

SQUARE WITH 4 IMAGES



CANVAS

Your images are printed on 450gsm acid-free canvas and are stretched around a hardwood frame that ensure your canvas will not warp, sag or indent over time. It is coated with a UV protective, waterproof and antifungal laminate and finished at the back with gallery hooks and wire, ready to hang in your home. All canvases come with a 75-year guarantee including accidental damage! Available in any size between 8x 10" and 1.4x6m.



BOXED CANVAS

The framed canvas prints are a modern take on our original classic canvas prints. A canvas print with archival inks, hardwood frames and beautiful hand-stretched finish paired with three sleek frame choices (oak, black and white). Available in any size between 11x14" and 1.4x3m.

OAK BOXED CANVAS




ACRYLIC

Photos are printed on glossy archival photographic papers and mounted using premium 30+ year rated Plexiglas that won't fade or discolour. Diamond-polished and hand-buffed for the ultimate premium finish. Available in any size between 8x10" and 1.2x2.4m.


ICEMOUNT SHEER

Made using 2 sheets of Plexiglass acrylic with the image sandwiched between and a hanging system mounted to the back of the acrylic.



ICEMOUNT TRADITIONAL

A single piece of Plexiglass acrylic with the image face mounted. These are mounted on the wall using 4 stainless steel bolts.



email: shynaekatephotography@gmail.com
website: shynaekatephotography.com.au



METAL

Chromaluxe metal prints pop off the wall with vibrant colour and clarity. Your image is printed onto aluminium and is backed with an easy aluminium hanging system. All metal prints come with a 60-year product warranty. Available in any size from 8x10" to 58x38".

CIRCLE METAL



FRAMED METAL

Your image is printed on a sublimation printer and then the print is finished with a gorgeous timber float frame. Frames come in a choice of oak, ash, black or white timbers. They come ready to hang off two rear-mounted D-rings. Available in any size from 8x12" to 58x38".

ASH FRAMED METAL



WOOD

A beautiful photographic print mounted on a 20mm raw dark-edged timber panel. The Wood Print is finished with matte optically clear laminate for extra protection. The print comes with a routed groove on the back to allow easy wall hanging. Available in any size from 8x10" to 1.2x2.4m.

WOOD PRINT ROUNDED EDGE



email: shynaekatephotography@gmail.com
website: shynaekatephotography.com.au

Wall Art Collections

Wall art collections are a great way to display multiple images of your family to tell a story. Collections 1 to 3 are available in either canvas, boxed canvas or woodprint. Collection 4 is woodprint only.

COLLECTION 1

Small

1 x 40x16" + 3 x 12x12"

Large

1 x 50x20" + 3 x 16x16"



COLLECTION 2

Small

1 x 30x20" + 2 x 16x20"

Large

1 x 40x30" + 2 x 20x30"



COLLECTION 3

1 x 30x40" + 4 x 14x14"



COLLECTION 4

3 x 10x15" + 2 x 24x16" +
1 x 20x16" + 1 x 10" circle +
1 x 13x13" + 1 x 12" circle



Albums

Sitting down with your child on a holiday or even any random day and turning through the pages of their baby book is quality time you can never replace.

Allowing for the display of multiple images from your session, an album tells your family story and reminds us that flipping through pages can start wonderful conversations and remind our children how deeply loved they are.



Timber Art Mount Boxes

A beautiful handmade timber art mount box, containing your favourite images matted and ready to frame or display on a stand in your home. This is the perfect box to store and grow your collections with additional matted prints being able to be added from future sessions with us.

Matted images available as individuals or in sets of 5 or 10. The box is included with sets of 10 or 15.

There are 2 sizes available 8x10" or 11x14".



email: shynaekatephotography@gmail.com
website: shynaekatephotography.com.au

Extra's Upgrades



MINI WOOD/METAL PRINTS

Same same but mini! The great benefits of these products in a miniature version that can be displayed on a mantle or desk. We offer a couple of options of stands.



LUMITILE

Archival photo-papers in a glossy diamond-polished plexiglas/acrylic photo block. 7 sizes available: 4x4", 6x4", 5x7", 7.5x7.5", 7x14", 8x12" & 12x12".



FINE ART PRINTS

Archival inks & 300gsm smooth paper (with optional torn edges). A product that will last 75-100 years. Available in any size from 6x4" to 1.2x6m.



Payment

Payment for your order is required at the completion of your viewing and ordering appointment. Here are the ways you can pay:

- Pay in full
- 50/50 – pay half at the time of ordering and the other half when you pick up
- Payment plan – pay your photos off over a series of payments

Your Appointment

Date:

Time:

Location:

All decision makers must be present at the viewing and ordering appointment

Product credit included in the session fee (if any) is only valid at your viewing and ordering appointment. If no order is placed this product credit is forfeited.

Due to the custom nature of our products, all orders placed at viewing and ordering appointment are final and as soon as products have been ordered or digital files delivered there are no refunds.

email: shynaekatephotography@gmail.com

website: shynaekatephotography.com.au

Thank You

Thank you for choosing Shynae Kate Photography to be your photographer! It means the world to me and my family that you support our small business.

